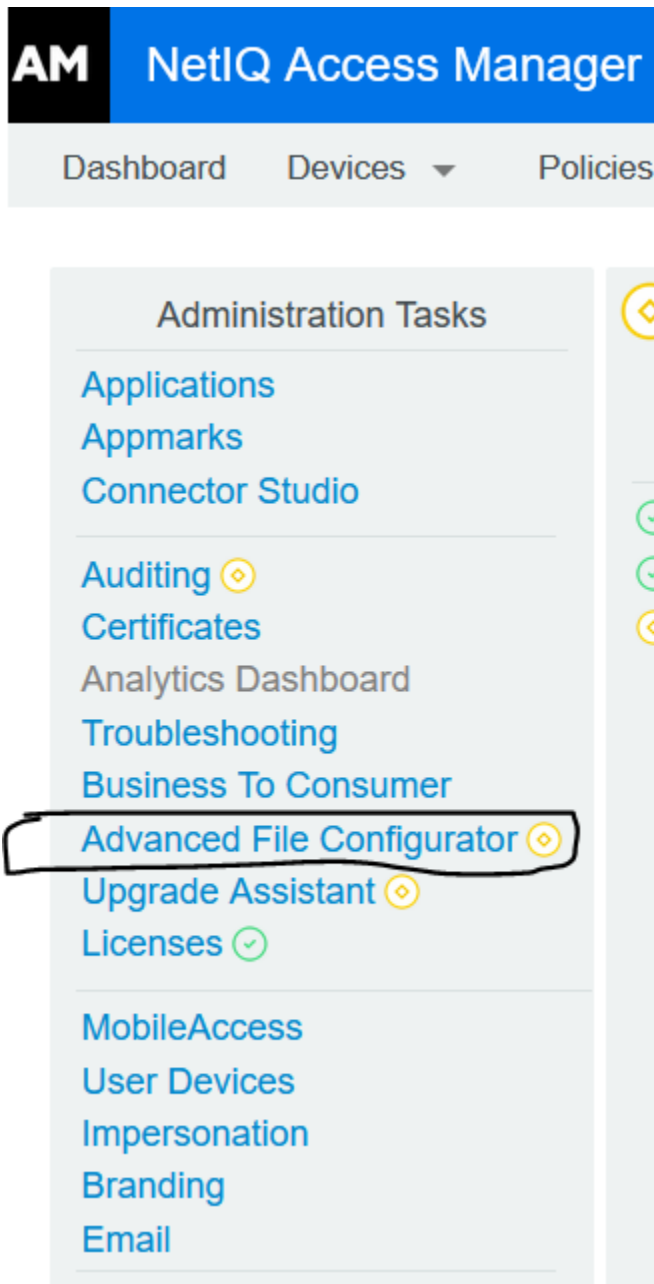




# SIMPLE EXAMPLE TO USE ADVANCED FILE CONFIGURATOR

# Advanced File Configurator

Customize Server.xml using Advanced File Configurator in NAM 5.0.



I want to increase the RAM size in the tomcat.conf file for IDP server.

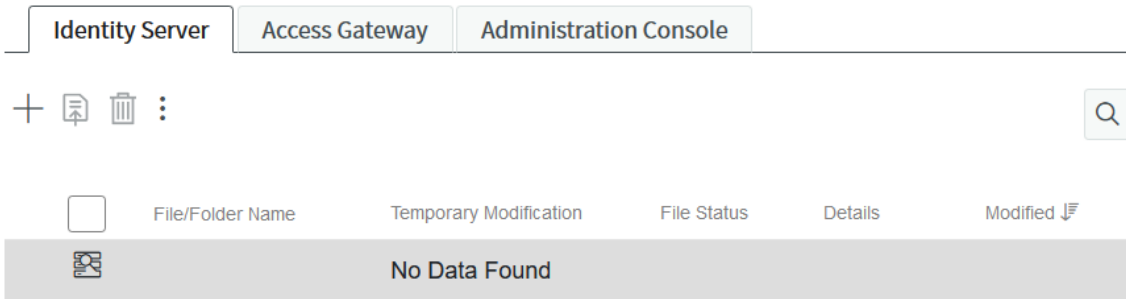
Check the current RAM used in IDP Server.

```
msingh5:~# ps -aef | grep java | grep idp
novlwww 2016 1 7 20:20 ? 00:02:05 /opt/novell/java/bin/java -Djava.util.logging.config.file=/opt/novell/nam/idp/conf/logging.properties -Djava.util.lo
gging.manager=org.apache.juli.ClassLoaderLogManager -server -Xmx1024m -Xms512m -Xss256k -Dcatalina.config=file:///opt/novell/nam/idp/conf/catalina.properties -Dcom.
novell.socket.devmanacacertslocation=/var/opt/novell/novlwww -Djava.library.path=/usr/lib64:/opt/novell/eDirectory/lib64:/opt/novell/lib64 -Djcc.dir=/opt/novell/devm
an/jcc -DinstallDir=/Dsun.net.client.defaultConnectTimeout=29000 -Dsun.net.client.defaultReadTimeout=28000 -Djavax.net.ssl.sessionCacheSize=10000 -Djava.awt.headle
ss=true -Daxis.EngineConfigFactory=com.novell.nidp.liberty.wsf.axis.NIDPAxisEngineConfigFactory -Dnids.freemem.threshold=10 -Dsun.net.http.allowRestrictedHeaders=tr
ue -Dsun.security.ssl.allowUnsafeRenegotiation=false -Djdk.tls.rejectClientInitiatedRenegotiation=true -Djdk.tls.ephemeralDHKeySize=2048 -Dcom.sun.jndi.ldap.object.
disableEndpointIdentification=true -Duser.timezone=UTC -Dcom.microfocus.risk.core.webapp=true -Djdk.tls.ephemeralDHKeySize=2048 -Djava.protocol.handler.pkgs=org.apa
che.catalina.webresources -Dorg.apache.catalina.security.SecurityListener.Umask=0027 -Djava.endorsed.dirs=/opt/novell/nam/idp/endorsed -classpath /var/opt/novell/to
mcat/bin/bootstrap.jar:/var/opt/novell/tomcat/bin/tomcat-juli.jar -Dcatalina.base=/opt/novell/nam/idp -Dcatalina.home=/var/opt/novell/tomcat -Djava.io.tmpdir=/opt/n
ovell/nam/idp/temp org.apache.catalina.startup.Bootstrap -config /opt/novell/nam/idp/conf/server.xml start
msingh5:~#
```

Goal -> Change the value to 2GB using Advanced File Configurator:

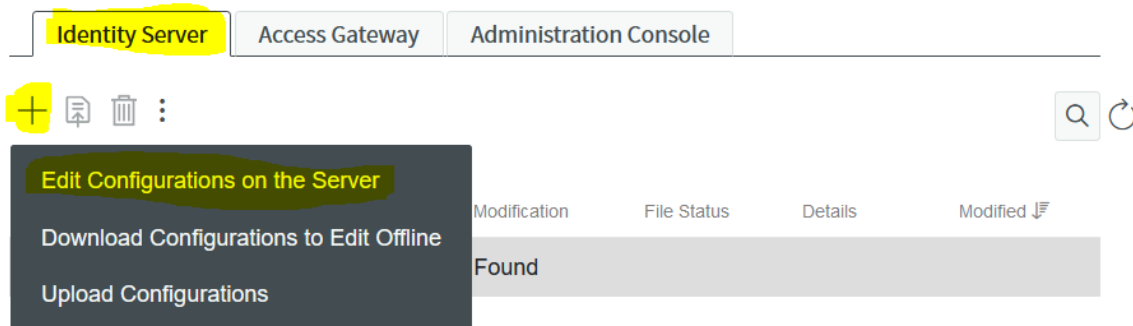
### Advanced File Configurator

Access Manager supports advanced configuration through files. This page enables centralized management of the configuration files.



### Advanced File Configurator

Access Manager supports advanced configuration through files. This page enables centralized management of the configuration files.



## Advanced File Configurator

Access Manager supports advanced configuration through files. This page enables centralized management of the configuration files.

Identity Server | Access Gateway | Administration Console

+ [Icons]

- Edit Configurations on the Server
- Download Configurations to Edit Offline
- Upload Configurations

### Edit Configurations on the Server

Fetch a file or folder from a server, modify it online, and add it to Advanced File Configurator.

### Add Configuration

#### FILE NAME AND LOCATION

Type \*  File  Folder

File Name \*

tomcat.conf

File Path \*

/opt/novell/nam/idp/conf

Cluster Name \*

TheBourneIdentity

#### FILE CONTENT

Source \*

Select Device \*

151.155.221.50

Fetch File

File\*

File Editor

#### OTHER FILE DETAILS

Restart Identity Server

Temporary Modification

## Add Configuration

### FILE NAME AND LOCATION

Type \* ⓘ



File



Folder

File Name \*

tomcat.conf

File Path \*

/opt/novell/nam/idp/conf

Cluster Name \*

TheBourneIdentity

### FILE CONTENT

Source \* ⓘ

Select Device \* ⓘ

151.155.221.50

Fetch File

File\* ⓘ



File Editor

### OTHER FILE DETAILS

d Co

FILE NAME

Type \* C

File Name

File Path

Cluster

FILE CON

Source

File\* ⓘ

OTHER F

Restart

Tempor

Modifica

descrip



File : tomcat.conf(/opt/novell/nam/idp/conf) ⌵ ↻

```
1 #JVM memory options
2
3 JAVA_OPTS="-server -Xmx1024m -Xms512m -Xss256k "
4
5 #Java home
6 JRE_HOME=${INSTALLDIR}/opt/novell/java
7
8 #Server.xml to be used by the tomcat instance
9 SERVER_XML=${INSTALLDIR}/opt/novell/nam/idp/conf/server.xml
10
11 #tomcat startup script
12 STARTUP=${INSTALLDIR}/var/opt/novell/tomcat/bin/startup.sh
13
14 #tomcat shutdown script
15 SHUTDOWN=${INSTALLDIR}/var/opt/novell/tomcat/bin/shutdown.sh
16
17 #Native library path
18 JAVA_LIB_PATH=/usr/lib64:${INSTALLDIR}/opt/novell/eDirectory/lib64:${INSTALLDIR}/opt/novell/lib64
19
20
21 JCC_DIR=${INSTALLDIR}/opt/novell/devman/jcc
22 #Catalina base to be used by the tomcat instance
23 CATALINA_BASE=${INSTALLDIR}/opt/novell/nam/idp
24
25 #Catalina PID file
26 CATALINA_PID=${CATALINA_BASE}/idp.pid
27
28 #User & Group
29 TOMCAT_USER="novlwww"
30 TOMCAT_GROUP="novlwww"
31
32 # Time to wait in seconds, before killing process
33 SHUTDOWN_WAIT=10
34
35 #Catalina properties to be used by the tomcat instance
36 JAVA_OPTS="${JAVA_OPTS} -Dcatalina.config=file://${INSTALLDIR}/opt/novell/nam/idp/conf/catalina.properties"
37
38 #The location of cacerts
39
```


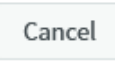
Save

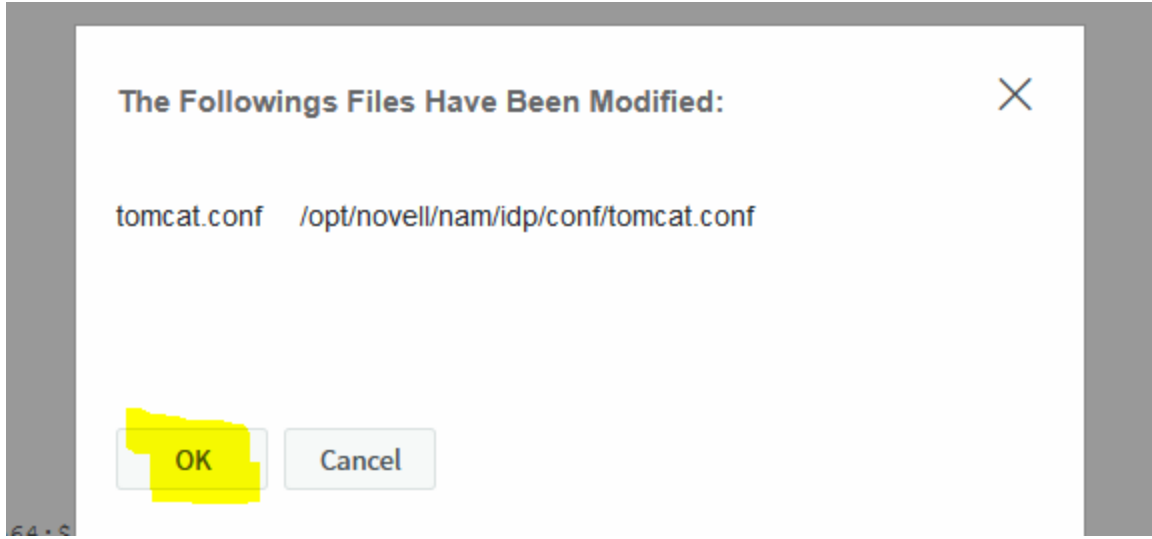
Cancel

Change the value and save.

File : tomcat.conf(/opt/novell/nam/idp/conf)  

```
1 #JVM memory options
2
3 JAVA_OPTS="-server -Xmx2048m -Xms512m -Xss256k "
4
5 #Java home
6 JRE_HOME=${INSTALLDIR}/opt/novell/java
7
8 #Server.xml to be used by the tomcat instance
9 SERVER_XML=${INSTALLDIR}/opt/novell/nam/idp/conf/server.xml
10
11 #tomcat startup script
12 STARTUP=${INSTALLDIR}/var/opt/novell/tomcat/bin/startup.sh
13
14 #tomcat shutdown script
15 SHUTDOWN=${INSTALLDIR}/var/opt/novell/tomcat/bin/shutdown.sh
16
17 #Native library path
18 JAVA_LIB_PATH=/usr/lib64:${INSTALLDIR}/opt/novell/eDirectory/lib64:${INSTALLD
19
20 JCC_DIR=${INSTALLDIR}/opt/novell/devman/jcc
21 #Catalina base to be used by the tomcat instance
22 CATALINA_BASE=${INSTALLDIR}/opt/novell/nam/idp
23
24
25 #Catalina PID file
26 CATALINA_PID=${CATALINA_BASE}/idp.pid
27
28 #User & Group
29 TOMCAT_USER="novlwww"
30 TOMCAT_GROUP="novlwww"
31
32 # Time to wait in seconds, before killing process
33 SHUTDOWN_WAIT=10
34
35 #Catalina properties to be used by the tomcat instance
36 JAVA_OPTS="${JAVA_OPTS} -Dcatalina.config=file://${INSTALLDIR}/opt/novell/nam
37
38 #The location of cacerts
39
```



File Path \*

Cluster Name \*

**FILE CONTENT**

Source \* ⓘ

File\* ⓘ

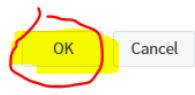
**... OTHER FILE DETAILS**

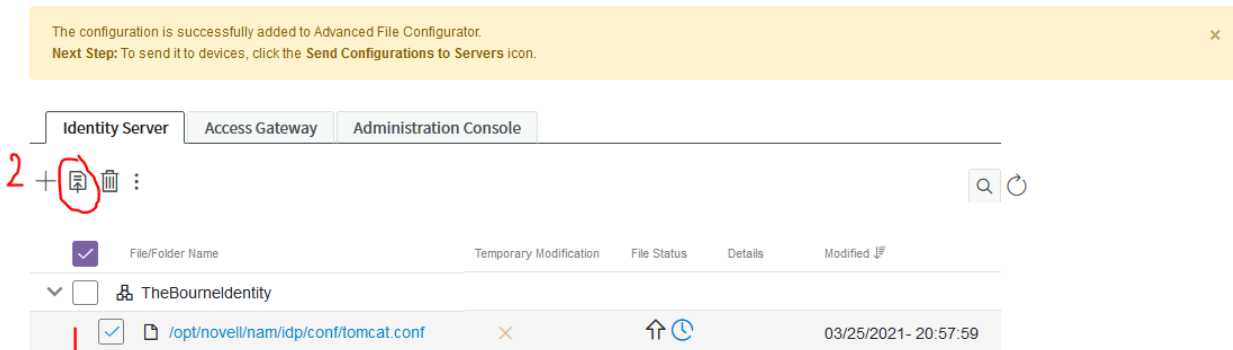
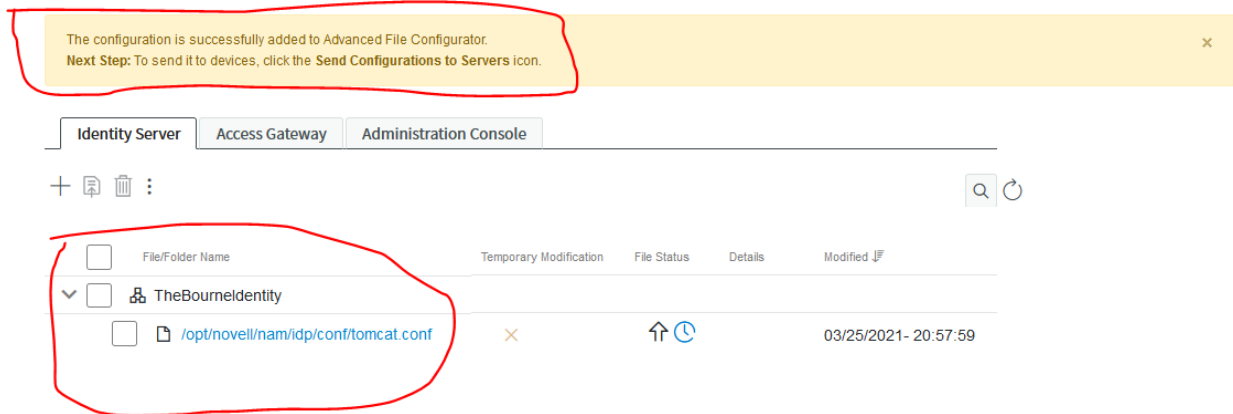
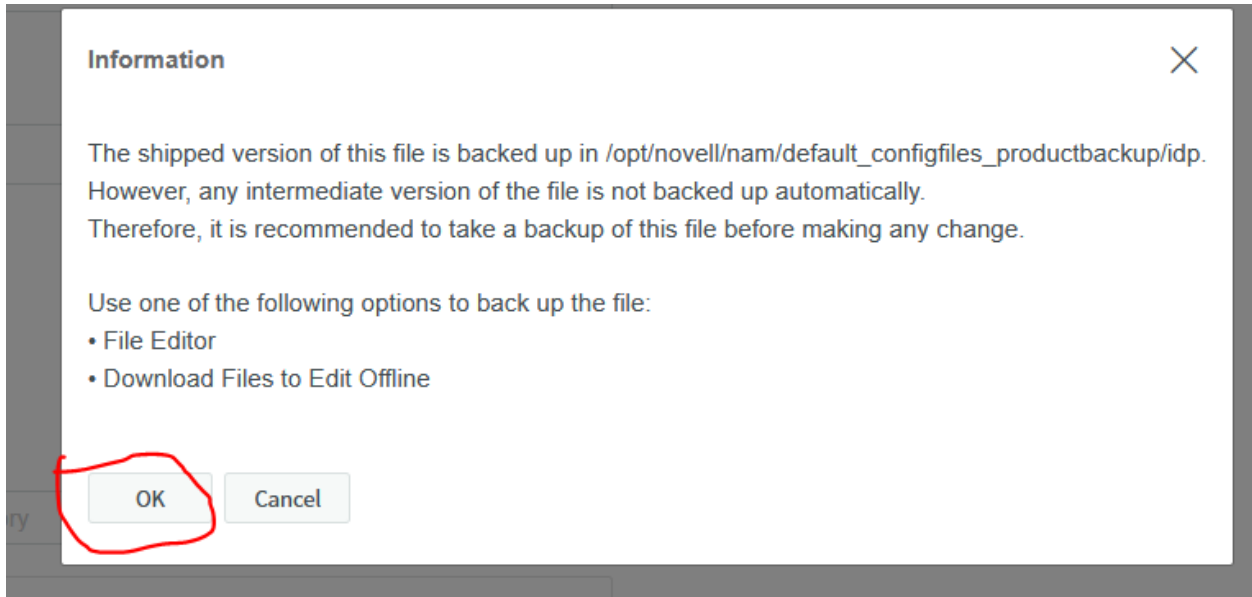
Restart Identity Server ⓘ

Temporary Modification ⓘ

Modification Type ⓘ

Description ⓘ









## Identity Servers

Servers		Shared Settings					
Name	Status	Health	Alerts	Commands	Statistics	Type	Configuration
<a href="#">New Cluster...</a>   <a href="#">Start</a>   <a href="#">Stop</a>   <a href="#">Refresh</a>   <a href="#">Actions</a> ▼							
<a href="#">OAUTH</a>		No Servers assigned to this Cluster					<a href="#">Edit</a> <a href="#">Delete</a>
<a href="#">test</a>		No Servers assigned to this Cluster					<a href="#">Edit</a> <a href="#">Delete</a>
<a href="#">TheBourneIdentity</a>	Current		0		<a href="#">View</a>		<a href="#">Edit</a> <a href="#">Delete</a>
<input type="checkbox"/> <a href="#">151.155.221.50</a>	Current		0	<a href="#">Complete</a>	<a href="#">View</a>	Linux	

Once IDP server is updated and shows current state, you can verify the changes.

```
msingh5:~ # ps -aef | grep java | grep idp
novlwww 3395 1 42 21:05 ? 00:01:10 /opt/novell/java/bin/java -Djava.util.logging.config.file=/opt/novell/nam/idp/conf/logging.properties -Djava.util.lo
gging.manager=org.apache.juli.ClassLoaderLogManager -server -Xmx2048m -Xms512m -Xss256k -Dcatalina.config.file:///opt/novell/nam/idp/conf/catalina.properties -Dcom.
novell.socket.devmanacertslocation=/var/opt/novell/novlwww -Djava.library.path=/usr/lib64:/opt/novell/eDirectory/lib64:/opt/novell/lib64 -Djcc.dir=/opt/novell/devm
an/jcc -DinstallDir=/Dsun.net.client.defaultConnectTimeout=29000 -Dsun.net.client.defaultReadTimeout=28000 -Djavax.net.ssl.sessionCacheSize=10000 -Djava.awt.headle
ss=true -Daxis.EngineConfigFactory=com.novell.nidp.liberty.wsf.axis.NIDPAxisEngineConfigFactory -Dnids.freemem.threshold=10 -Dsun.net.http.allowRestrictedHeaders=tr
ue -Dsun.security.ssl.allowUnsafeRenegotiation=false -Djdk.tls.rejectClientInitiatedRenegotiation=true -Djdk.tls.ephemeralDHKeySize=2048 -Dcom.sun.jndi.ldap.object.
disableEndpointIdentification=true -Duser.timezone=UTC -Dcom.microfocus.risk.core.webapp=true -Djdk.tls.ephemeralDHKeySize=2048 -Djava.protocol.handler.pkgs=org.apa
che.catalina.webresources -Dorg.apache.catalina.security.SecurityListener.UMASK=0027 -Djava.endorsed.dirs=/opt/novell/nam/idp/endorsed -classpath /var/opt/novell/to
mcat/bin/bootstrap.jar:/var/opt/novell/tomcat/bin/tomcat-juli.jar -Dcatalina.base=/opt/novell/nam/idp -Dcatalina.home=/var/opt/novell/tomcat -Djava.io.tmpdir=/opt/n
ovell/nam/idp/temp org.apache.catalina.startup.Bootstrap -config /opt/novell/nam/idp/conf/server.xml start
```

IDP is now using the increased memory.

Advanced File Configurator keeps the copy of the changed file with timestamp for future use.

Access manager supports advanced configuration through web. This page enables centralized management of the configuration files.

File/Folder Name	Temporary Modification	File Status	Details	Modified
<input type="checkbox"/> TheBourneIdentity				
<input type="checkbox"/> /opt/novell/nam/idp/conf/tomcat.conf	<input checked="" type="checkbox"/>			03/25/2021- 20:57:59

Logs -> You can check the JCC logs for Advanced File Configurator activities.  
(/opt/novell/devman/jcc/logs/jcc-0.log.0)

Mar 25, 2021 9:02:49 PM com.netiq.nam.common.configFiles.FileHandlerUtility log

INFO: Importing file/folder : /opt/novell/nam/idp/conf/tomcat.conf

Mar 25, 2021 9:02:49 PM com.netiq.nam.common.configFiles.FileHandlerUtility log

INFO: 1 custom file has been obtained and copied successfully

Mar 25, 2021 9:02:49 PM com.netiq.nam.common.configFiles.FileHandlerUtility copyFilesAndDirectoriesToLocation

INFO: /opt/novell/nam/idp/conf/tomcat.conf Copy success : : true

Mar 25, 2021 9:02:49 PM com.netiq.nam.common.configFiles.FileHandlerUtility log

INFO: 1 file/files has been successfully imported

Mar 25, 2021 9:02:49 PM com.novell.jcc.handler.FileHandler handleRequest

INFO: Get custom files response sent to Admin Console in an archive

Mar 25, 2021 9:02:49 PM com.novell.jcc.servlet.DispatchServlet doPost

INFO: Done POST: /Ex?File:customfiles.tar.gz from 151.155.221.49:40017

Mar 25, 2021 9:05:02 PM com.novell.jcc.servlet.DispatchServlet doPost

INFO: Received POST: /Ex?Command from 151.155.221.49:34027

Mar 25, 2021 9:05:02 PM com.novell.jcc.servlet.DispatchServlet A

INFO: looking up handler: Command

Mar 25, 2021 9:05:02 PM com.novell.jcc.servlet.DispatchServlet A

INFO: Processing service id: jccserver

Mar 25, 2021 9:05:02 PM com.novell.jcc.servlet.DispatchServlet doPost

INFO: Done POST: /Ex?Command from 151.155.221.49:34027

Mar 25, 2021 9:05:02 PM com.novell.jcc.server.JCCServerImpl doCommand

INFO: Executing RestartTomcat command on jccserver

Mar 25, 2021 9:05:02 PM com.novell.jcc.server.JCCServerCommand doCommand

INFO: Processing JCC Server command: RestartTomcat